


Guidelines for Preparing the Slides



International Conference on Experimental Mechanics


October 20-23, 2024

IIT Madras



Guidelines for Preparing Slides

- The widescreen format (16:9) used here is preferred.
- The authors are free to use a colour scheme and a design of the slide that best suits their presentation.
- Creatively use the conference logo ICEM2024 and ASEM logo (available on the first slide) to enhance your presentation.
- The content of the slides needs to be visible clearly to the participants.
- Usually, the Arial font is visible even at small sizes. For titles, use 28pt; for text, 24pt; for sub-points, 22pt; the graph markings should be about 14pt, and for references showing acknowledgments, 11 pt.
- Line spacing of 1.2 improves readability.



Images and Graphs

- An image is often more impactful and is worth a thousand words.
- A well-drawn graph or figure is more appealing and effective than extensive textual content.
- Proper **courtesy** should be appropriately provided for images used in the presentation if they are not part of the original work by the authors
- Provide scale if applicable and also the legend for the colours used.

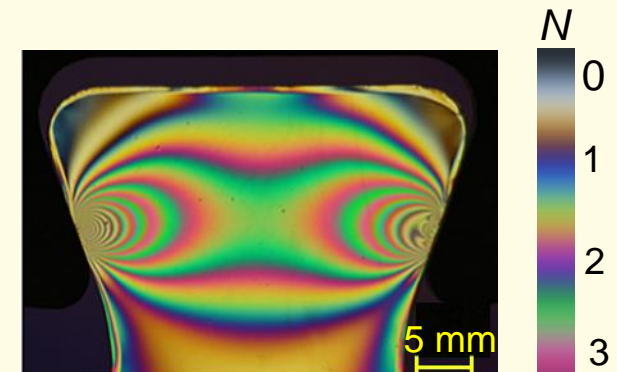
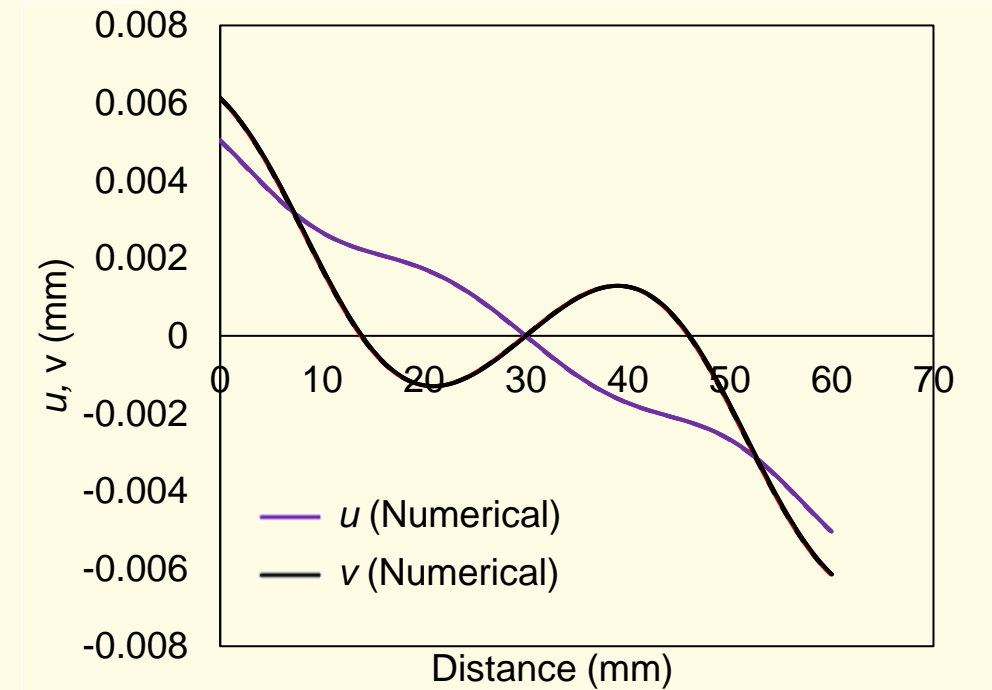



Image courtesy: Ramesh, K., and Muktai Thomre. "Evaluation of Critical Crack Orientations and Crack Growth Analysis in Compressor Blade Root Subjected to Fatigue." *Journal of Engineering for Gas Turbines and Power* 142.4 (2020): 041022.



Guidelines for Preparing the Slides


- Suitably animate the text or figures to enhance the appeal of the presentation.
- If you are including movies, ensure that they play properly as part of the PPT.
- Ensure that the content flows downward. If the presenter wants to revisit previous slide contents, it is advisable to include them in the upcoming slide instead of going back.
- Timing of the presentation is very important and choice of words to explain the content clearly without any ambiguity requires proper planning and suitable rehearsals.





Guidelines for Preparing the Slides

- The time limit for a contributed paper is 20 minutes that includes presentation and discussion.
- Typically, a slide requires about 1 minute – if the content is just a figure, then it may be about 30 s.
- In all, one needs only about **25 slides** and it is highly recommended that the presentation is rehearsed in your research group several times and timed properly.
- While planning, anticipate questions and have these slides ready after completion of the talk - this way, it prompts discussion, and the session is livelier and more useful.





Guidelines for Preparing the Slides

- To hone up your presentation skills further, **a trial room** will be available at the conference venue for presenters to practice.
- Kindly stick to the time limit so that the registrants can move from one session to another session of their choice to derive maximum benefit from the conference.
- One can continue the discussion at tea time or during lunch.
- A good presentation will go a long way in securing the Best paper award of the conference.
- Hope you enjoy your presentation and also the conference.

